

# ARTS, CREATIVE ARTS AND HUMANITIES OVERVIEW

WRITTEN BY HELEN KEMPSTER



The data from HESA's Destinations of Leavers from Higher Education survey 2012/13 reflects the diversity of immediate outcomes amongst UK-domiciled first degree graduates who studied arts, creative arts and humanities subjects.

**Fine arts** – Fine arts graduates were more than four times more likely to be in employment<sup>1</sup> in the UK as arts, design and media professionals (23.4%) than graduates from all subjects (5.8%), with artist the most common occupation. Almost a third of fine arts graduates were working part-time in the UK (32%). This suggests that many fine arts graduates embark on 'portfolio careers', combining part-time work with building their art practice<sup>2</sup>.

**Design** – Design graduates were more likely to be working full-time in the UK (56%) than any other graduates within this subject cluster. They also had the largest proportion of graduates in employment in the UK as art, design and media professionals (39.3%), with graphic designer the most common occupation.

**English** – The top ten occupations for English graduates in employment in the UK included sales and retail assistants, marketing associate professionals, teaching assistants and authors, writers and translators. Further study was the destination for almost a fifth (19.6%) of English graduates, with almost half studying a Masters in English or related subject areas including journalism, publishing and film studies.

**History** – History graduates were more likely to undertake further study (21%) than any other graduates within this subject cluster. Over half of those in further study (53.7%) pursued a Masters, with many studying history. When compared to graduates from all subjects, a high proportion of history graduates employed in the UK were working in business, HR and finance professions (12.3%) and marketing, PR and sales professions (12.7%).

**Media studies** – The most common occupations for media graduates were sales and retail assistants, arts officers, producers and directors and marketing associate professionals, which together accounted for 30.3% of graduates in employment in the UK. Almost a quarter (23.5%) of media graduates were working part-time in the UK; this could be because art, design and media professions were the second most common type of work for those in employment in the UK and part-time working is a key feature of creative careers<sup>3</sup>.

**Languages** – Languages graduates were more likely to be working overseas than graduates from any other subject (9.6% compared to just 2% of graduates from all subjects). They were also slightly less likely to be unemployed than graduates from all subjects (7.1% compared to 7.3%). In terms of type of work, the largest proportion of languages graduates were employed in the UK as marketing, PR and sales professionals (17.2%), followed by business, HR and finance professionals (15.1%).

**Performing arts** – The largest proportion of performing arts graduates in employment in the UK were working as art, design and media professionals (27.7%), with two of the top three occupations including actors, entertainers and presenters and musicians. The proportion of graduates undertaking part-time work in the UK was also relatively high at 24.7% which is common in creative careers<sup>4</sup>.

## USEFUL WEBSITES

- [www.afterenglish.ac.uk](http://www.afterenglish.ac.uk) – After English
- [www.ccskills.org.uk/careers](http://www.ccskills.org.uk/careers) – Creative & Cultural Skills
- [creativeskillset.org](http://creativeskillset.org) – Creative Skillset
- [www.danceuk.org](http://www.danceuk.org) – Dance UK
- [www.history.org.uk](http://www.history.org.uk) – The Historical Association
- [www.ism.org](http://www.ism.org) – Incorporated Society of Musicians
- [www.languageswork.org.uk](http://www.languageswork.org.uk) – Languages Work
- [www.prospects.ac.uk/options\\_with\\_your\\_subject.htm](http://www.prospects.ac.uk/options_with_your_subject.htm) – AGCAS Options series

## REFERENCES

- <sup>1</sup> 'In employment' includes graduates who were working full-time, part-time and working and studying in the UK
- <sup>2</sup> Institute for Employment Studies (2010) *Creative Graduates Creative Futures*. [www.employment-studies.co.uk/pdf/library/471.pdf](http://www.employment-studies.co.uk/pdf/library/471.pdf) accessed on 4 August 2014
- <sup>3</sup> Institute for Employment Studies (2010) Op. cit.
- <sup>4</sup> Institute for Employment Studies (2010) Op. cit.

TABLE 1. DESTINATIONS OF FIRST DEGREE ARTS, CREATIVE ARTS AND HUMANITIES GRADUATES FROM 2012/13, SIX MONTHS AFTER GRADUATION

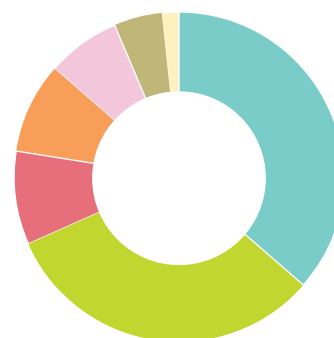
	NUMBERS GRADUATING (SURVEY RESPONDENTS)	IN EMPLOYMENT	IN FURTHER STUDY	WORKING & STUDYING	UNEMPLOYED, INCLUDING THOSE DUE TO START WORK	OTHER
FINE ARTS	2,890	70.0%	8.9%	4.9%	9.0%	7.2%
DESIGN	10,710	80.4%	4.0%	2.3%	9.0%	4.3%
ENGLISH	9,410	59.3%	19.6%	7.5%	7.4%	6.1%
HISTORY	8,630	57.3%	21.0%	7.6%	7.8%	6.4%
MEDIA STUDIES	4,675	75.3%	5.6%	3.0%	11.7%	4.5%
LANGUAGES	7,180	60.7%	19.1%	6.1%	7.1%	7.1%
PERFORMING ARTS	9,400	71.2%	11.6%	5.9%	7.1%	4.2%
ALL SUBJECTS	256,350	70.0%	12.4%	5.6%	7.3%	4.7%

# FINE ARTS GRADUATES FROM 2013

SURVEY RESPONSE: 75.6% | FEMALE: 2,095 | MALE: 795 | TOTAL RESPONSES: 2,890 | ALL GRADUATES: 3,820

## OUTCOMES SIX MONTHS AFTER GRADUATION

Working full-time in the UK .....	36.6%
Working part-time in the UK .....	32.0%
Unemployed, including those due to start work .....	9.0%
In further study, training or research .....	8.9%
Other .....	7.2%
Working and studying .....	4.9%
Working overseas .....	1.4%



### TYPE OF COURSE FOR THOSE IN FURTHER STUDY

- Masters (e.g. MA, MSc) 49.6%
- Postgraduate qualification in education 28.4%
- Other study, training or research 14.4%
- Other postgraduate diplomas 5.5%
- Doctorate (e.g. PhD, DPhil, MPhil) 1.4%
- Professional qualification 0.8%
- Total number of graduates in further study 255

### EXAMPLES OF COURSES STUDIED

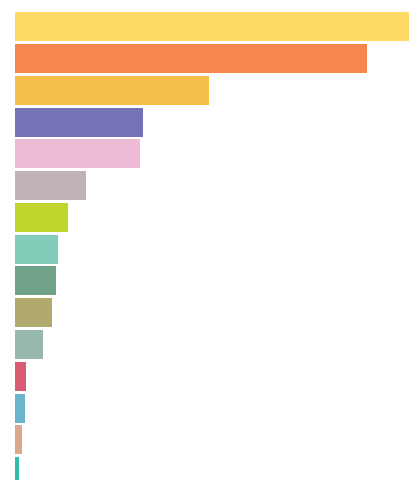
- MA Contemporary visual cultures
- MA Fine art
- MEd Psychology
- PGCE Early years
- PGCE Secondary education
- GCSE Maths and English

## TYPE OF WORK FOR THOSE IN EMPLOYMENT

Graduates who were in employment either full-time, part-time or working and studying in the UK

FEMALE: 1,550 | MALE: 570 | TOTAL IN EMPLOYMENT IN THE UK: 2,120

Retail, catering, waiting and bar staff .....	27.0%
Arts, design and media professionals .....	23.4%
Other occupations .....	12.9%
Childcare, health and education occupations .....	8.5%
Clerical, secretarial and numerical clerk occupations .....	8.3%
Marketing, PR and sales professionals .....	4.7%
Education professionals .....	3.5%
Managers .....	2.8%
Other professionals, associate professionals and technicians .....	2.7%
Legal, social and welfare professionals .....	2.4%
Business, HR and finance professionals .....	1.8%
Information technology (IT) professionals .....	0.7%
Health professionals .....	0.6%
Unknown occupations .....	0.4%
Engineering and building professionals .....	0.2%
Science professionals .....	0.0%



### EXAMPLES OF 2013 FINE ARTS GRADUATE JOB TITLES AND EMPLOYERS (SIX MONTHS AFTER GRADUATION)

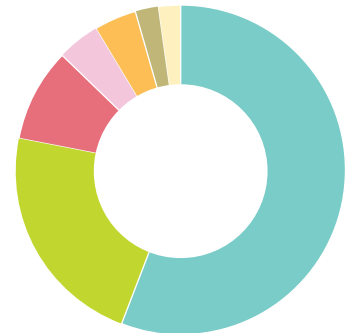
- |   |  |   |
|---|--|---|
| <ul style="list-style-type: none"> <li>Assistant manager – a hotel chain</li> <li>Office manager – a lighting company</li> <li>Transport manager – a pharmacy</li> <li>Staff nurse – a hospital</li> <li>Lecturer – a FE college</li> <li>Web design assistant – a website designer</li> <li>Design consultant – an IT services company</li> <li>Data analyst – a data services company</li> <li>Case handler – Lloyds Banking Group</li> </ul> | <ul style="list-style-type: none"> <li>Sales liaison executive – a pharmaceutical company</li> <li>Artist – a jewellery manufacturer</li> <li>Designer – a design studio</li> <li>Furniture designer – self-employed</li> <li>Puppeteer – a puppet company</li> <li>Illustrator – self-employed</li> <li>Graphic designer – self-employed</li> <li>Art director – self-employed</li> </ul> | <ul style="list-style-type: none"> <li>Learning support assistant – a FE college</li> <li>Teaching assistant – a primary school</li> <li>Warehouse worker – a clothing boutique</li> <li>Tree surgeon – a tree surgery company</li> <li>Landscaper – a landscaping company</li> <li>Print maker – self-employed</li> <li>Visual merchandiser – a clothing retailer</li> <li>Copy maker – a printing services company</li> <li>Gallery assistant – an art gallery</li> </ul> |
|---|--|---|

# DESIGN GRADUATES FROM 2013

SURVEY RESPONSE: 78.5% | FEMALE: 7,125 | MALE: 3,585 | TOTAL RESPONSES: 10,710 | ALL GRADUATES: 13,645

## OUTCOMES SIX MONTHS AFTER GRADUATION

<span style="color: #00A0A0;">■</span> Working full-time in the UK .....	56.0%
<span style="color: #90EE90;">■</span> Working part-time in the UK .....	22.3%
<span style="color: #E91E63;">■</span> Unemployed, including those due to start work .....	9.0%
<span style="color: #F080F0;">■</span> Other .....	4.3%
<span style="color: #FFA07A;">■</span> In further study, training or research .....	4.0%
<span style="color: #808080;">■</span> Working and studying .....	2.3%
<span style="color: #FFD700;">■</span> Working overseas .....	2.1%



### TYPE OF COURSE FOR THOSE IN FURTHER STUDY

Masters (e.g. MA, MSc) 51.6%  
 Postgraduate qualification in education 24.2%  
 Other study, training or research 14.9%  
 Other postgraduate diplomas 6.5%  
 Professional qualification 1.9%  
 Doctorate (e.g. PhD, DPhil, MPhil) 0.9%  
 Total number of graduates in further study 425

### EXAMPLES OF COURSES STUDIED

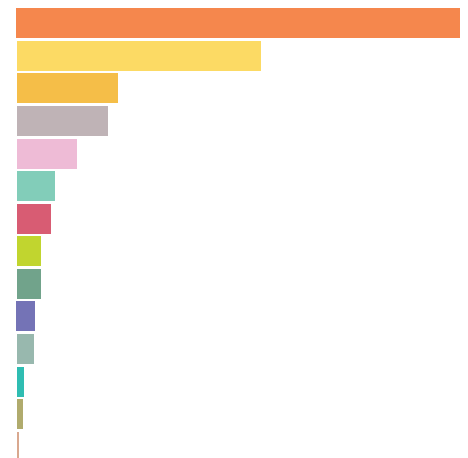
MA Accessories design  
 MA Art and design  
 MA Art history and curating  
 MA Collaborative practice  
 MA Contextual design  
 MA Fashion knitwear design  
 MA Product design  
 MBA Business consultancy  
 MSc Clothing product development  
 PGCE Secondary art and design

## TYPE OF WORK FOR THOSE IN EMPLOYMENT

Graduates who were in employment either full-time, part-time or working and studying in the UK

FEMALE: 5,785 | MALE: 2,835 | TOTAL IN EMPLOYMENT IN THE UK: 8,620

Arts, design and media professionals .....	39.3%
Retail, catering, waiting and bar staff .....	21.6%
Other occupations .....	8.9%
Marketing, PR and sales professionals .....	8.0%
Clerical, secretarial and numerical clerk occupations .....	5.3%
Managers .....	3.3%
Information technology (IT) professionals .....	3.0%
Education professionals .....	2.1%
Other professionals, associate professionals and technicians .....	2.1%
Childcare, health and education occupations .....	2.1%
Business, HR and finance professionals .....	1.6%
Engineering and building professionals .....	1.5%
Legal, social and welfare professionals .....	0.6%
Unknown occupations .....	0.5%
Health professionals .....	0.1%
Science professionals .....	0.0%



### EXAMPLES OF 2013 DESIGN GRADUATE JOB TITLES AND EMPLOYERS (SIX MONTHS AFTER GRADUATION)

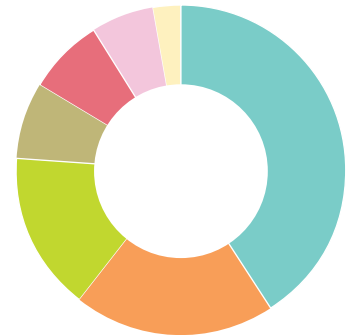
<span style="color: #00A0A0;">■</span> Office manager – a flying club Communications manager – a magazine Chalet manager – a ski resort	<span style="color: #FFA07A;">■</span> Graphic designer – a digital design agency Junior designer – a major broadcaster Digital designer – a credit card company Fashion photographer – a charity Art worker – a clothing retailer Designer/illustrator – a magazine Interior design assistant – an architect Production assistant – an animation studio Art gallery invigilator – an arts centre	<span style="color: #808080;">■</span> Trampoline coach – a university <span style="color: #4169E1;">■</span> Teaching assistant – a primary school <span style="color: #F080F0;">■</span> Benefits officer – a local council Event assistant – a university Logistics administrator – a book seller Insurance agent – an insurance company <span style="color: #FFD700;">■</span> Sales assistant – a clothing retailer Barman – a pub Waiter – a café
---	---	---

# ENGLISH GRADUATES FROM 2013

SURVEY RESPONSE: 77.9% | FEMALE: 6,985 | MALE: 2,420 | TOTAL RESPONSES: 9,410 | ALL GRADUATES: 12,085

## OUTCOMES SIX MONTHS AFTER GRADUATION

Working full-time in the UK	40.9%
In further study, training or research	19.6%
Working part-time in the UK	15.7%
Working and studying	7.5%
Unemployed, including those due to start work	7.4%
Other	6.1%
Working overseas	2.7%



### TYPE OF COURSE FOR THOSE IN FURTHER STUDY

- Masters (e.g. MA, MSc) 44.2%
- Postgraduate qualification in education 36.7%
- Other postgraduate diplomas 6.8%
- Other study, training or research 6.3%
- Professional qualification 3.3%
- Doctorate (e.g. PhD, DPhil, MPhil) 2.7%
- Total number of graduates in further study 1,850

### EXAMPLES OF COURSES STUDIED

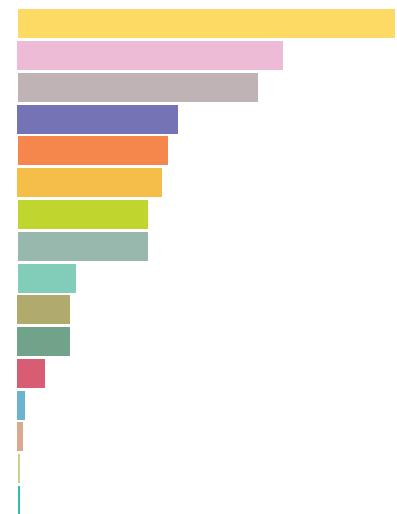
- MA Ancient history and classical culture
- MA Applied linguistics
- MA Broadcast journalism
- MA Publishing
- MSc International development
- MSc Language sciences
- MSc Psychology
- PGCE Primary education
- PGCE Secondary English
- Graduate Diploma in Law
- CIPD Intermediate Level 5 Human resource management

## TYPE OF WORK FOR THOSE IN EMPLOYMENT

Graduates who were in employment either full-time, part-time or working and studying in the UK

FEMALE: 4,580 | MALE: 1,440 | TOTAL IN EMPLOYMENT IN THE UK: 6,020

Retail, catering, waiting and bar staff	20.9%
Clerical, secretarial and numerical clerk occupations	14.7%
Marketing, PR and sales professionals	13.3%
Childcare, health and education occupations	8.9%
Arts, design and media professionals	8.3%
Other occupations	8.0%
Education professionals	7.2%
Business, HR and finance professionals	7.2%
Managers	3.2%
Legal, social and welfare professionals	2.9%
Other professionals, associate professionals and technicians	2.9%
Information technology (IT) professionals	1.5%
Health professionals	0.4%
Unknown occupations	0.3%
Science professionals	0.1%
Engineering and building professionals	0.1%



### EXAMPLES OF 2013 ENGLISH GRADUATE JOB TITLES AND EMPLOYERS (SIX MONTHS AFTER GRADUATION)

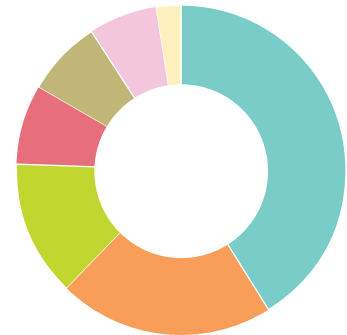
- |  |  |   |
|--|--|---|
| <ul style="list-style-type: none"> <li>Marketing director – a publisher</li> <li>Lecturer – a FE college</li> <li>English tutor – a language school</li> <li>Teacher – a secondary school</li> <li>Learning mentor – a secondary school</li> <li>Community outreach worker – a charity</li> <li>Paralegal – a law firm</li> <li>Trainee solicitor – a solicitor</li> <li>Quality controller – an insurance broker</li> <li>Auditor – Deloitte</li> <li>Analyst – HSBC</li> </ul> | <ul style="list-style-type: none"> <li>Reporter – a newspaper</li> <li>Assistant producer – a theatre company</li> <li>Stage technician – a theatre</li> <li>Copywriter – a newspaper</li> <li>Media coordinator – a major broadcaster</li> <li>Personal assistant – a publisher</li> <li>Regional office administrator – a charity</li> <li>Clerical assistant – a local council</li> <li>Credit controller – a bank</li> <li>Library assistant – a public library</li> </ul> | <ul style="list-style-type: none"> <li>Carer – a care services company</li> <li>Sales assistant – a music retailer</li> <li>Funeral coordinator – a funeral director</li> <li>Dog groomer – self-employed</li> <li>Caretaker – a school</li> <li>Gallery assistant – a museum</li> <li>Theatre assistant – a theatre</li> </ul> |
|--|--|---|

# HISTORY GRADUATES FROM 2013

SURVEY RESPONSE: 78.3% | FEMALE: 4,440 | MALE: 4,185 | TOTAL RESPONSES: 8,630 | ALL GRADUATES: 11,020

## OUTCOMES SIX MONTHS AFTER GRADUATION

Working full-time in the UK	41.3%
In further study, training or research	21.0%
Working part-time in the UK	13.5%
Unemployed, including those due to start work	7.8%
Working and studying	7.6%
Other	6.4%
Working overseas	2.5%



### TYPE OF COURSE FOR THOSE IN FURTHER STUDY

Masters (e.g. MA, MSc) 53.7%  
 Postgraduate qualification in education 17.8%  
 Other postgraduate diplomas 10.2%  
 Other study, training or research 7.7%  
 Professional qualification 6.4%  
 Doctorate (e.g. PhD, DPhil, MPhil) 4.2%  
 Total number of graduates in further study 1,810

### EXAMPLES OF COURSES STUDIED

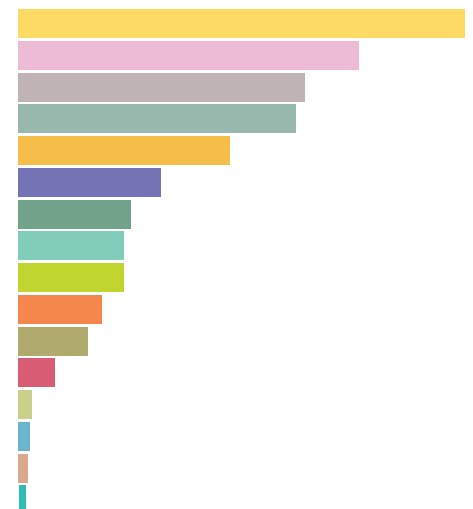
MA Ancient history  
 MA Computer games design and theory  
 MA Criminology  
 MA Development and human rights  
 MA Film studies  
 MA Multimedia journalism  
 MSc Cultural anthropology  
 MSc Human resource management  
 MSc Viking studies  
 PGCE Early years  
 BSc Computer science

## TYPE OF WORK FOR THOSE IN EMPLOYMENT

Graduates who were in employment either full-time, part-time or working and studying in the UK

FEMALE: 2,815 | MALE: 2,545 | TOTAL IN EMPLOYMENT IN THE UK: 5,365

Retail, catering, waiting and bar staff	19.8%
Clerical, secretarial and numerical clerk occupations	15.1%
Marketing, PR and sales professionals	12.7%
Business, HR and finance professionals	12.3%
Other occupations	9.4%
Childcare, health and education occupations	6.3%
Other professionals, associate professionals and technicians	5.0%
Managers	4.7%
Education professionals	4.7%
Arts, design and media professionals	3.7%
Legal, social and welfare professionals	3.1%
Information technology (IT) professionals	1.6%
Science professionals	0.6%
Health professionals	0.5%
Unknown occupations	0.4%
Engineering and building professionals	0.3%



### EXAMPLES OF 2013 HISTORY GRADUATE JOB TITLES AND EMPLOYERS (SIX MONTHS AFTER GRADUATION)

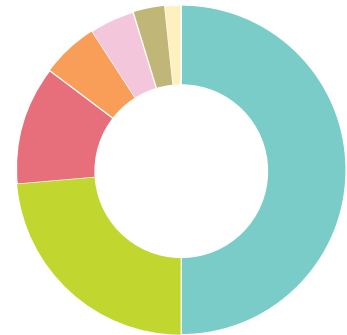
<ul style="list-style-type: none"> <li>Hotel manager – a hotel</li> <li>Library manager – a library</li> <li>Transitions officer – a secondary school</li> <li>History teacher – a secondary school</li> <li>Dance teacher – self-employed</li> <li>Outreach worker – a charity</li> <li>Learning mentor – a secondary school</li> <li>Insurance broker – an insurance company</li> <li>Finance associate – Ernst and Young</li> <li>Trainee accountant – an accountancy firm</li> </ul>	<ul style="list-style-type: none"> <li>Sales associate – a hedge fund manager</li> <li>Advertising executive – a newspaper group</li> <li>Actor and voiceover artist – self-employed</li> <li>Journalist – a magazine</li> <li>Data analyst – Lloyds Banking Group</li> <li>Key worker – a Member of Parliament</li> <li>Information officer – a local council</li> <li>Rugby coach – a primary school</li> <li>Tennis coach – a tennis club</li> </ul>	<ul style="list-style-type: none"> <li>Medical administrator – NHS</li> <li>Administrator – a literary festival</li> <li>Marketing assistant – a confectioner</li> <li>Audit assistant – a chartered accountant</li> <li>HR administrator – a law firm</li> <li>Events assistant – a university</li> <li>Merchandiser – Tesco</li> <li>Apprentice chef – a pub</li> <li>Curatorial assistant – a museum</li> <li>Fishmonger – a fishmonger</li> </ul>
--	---	---

# MEDIA STUDIES GRADUATES FROM 2013

SURVEY RESPONSE: 75.3% | FEMALE: 2,370 | MALE: 2,305 | TOTAL RESPONSES: 4,675 | ALL GRADUATES: 6,205

## OUTCOMES SIX MONTHS AFTER GRADUATION

Working full-time in the UK.....	50.3%
Working part-time in the UK.....	23.5%
Unemployed, including those due to start work.....	11.7%
In further study, training or research.....	5.6%
Other.....	4.5%
Working and studying.....	3.0%
Working overseas.....	1.5%



### TYPE OF COURSE FOR THOSE IN FURTHER STUDY

Masters (e.g. MA, MSc) 53.0%  
 Postgraduate qualification in education 19.4%  
 Other study, training or research 17.8%  
 Other postgraduate diplomas 5.6%  
 Doctorate (e.g. PhD, DPhil, MPhil) 2.4%  
 Professional qualification 1.7%  
 Total number of graduates in further study 260

### EXAMPLES OF COURSES STUDIED

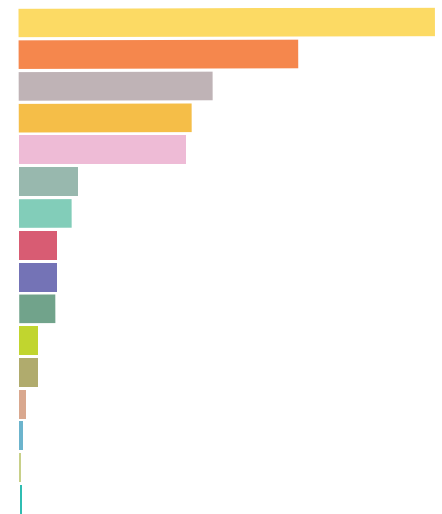
MA Broadcast journalism  
 MA Digital media  
 MA Filmmaking  
 MA Literature and philosophy  
 MA Sound recording for film  
 MSc Computing  
 MSc Creative technology  
 MSc Film studies  
 MSc Web developing  
 PGCE Media studies

## TYPE OF WORK FOR THOSE IN EMPLOYMENT

Graduates who were in employment either full-time, part-time or working and studying in the UK

FEMALE: 1,850 | MALE: 1,735 | TOTAL IN EMPLOYMENT IN THE UK: 3,585

Retail, catering, waiting and bar staff.....	27.7%
Arts, design and media professionals.....	18.6%
Marketing, PR and sales professionals.....	12.9%
Other occupations.....	11.5%
Clerical, secretarial and numerical clerk occupations.....	11.1%
Business, HR and finance professionals.....	3.9%
Managers.....	3.5%
Information technology (IT) professionals.....	2.5%
Childcare, health and education occupations.....	2.5%
Other professionals, associate professionals and technicians.....	2.4%
Education professionals.....	1.2%
Legal, social and welfare professionals.....	1.2%
Unknown occupations.....	0.4%
Health professionals.....	0.2%
Science professionals.....	0.1%
Engineering and building professionals.....	0.1%



### EXAMPLES OF 2013 MEDIA STUDIES GRADUATE JOB TITLES AND EMPLOYERS (SIX MONTHS AFTER GRADUATION)

- |   |  |  |
|---|--|--|
| <ul style="list-style-type: none"> <li>Booking manager – a football club</li> <li>Software developer – self-employed</li> <li>Web intern – a university</li> <li>Business support officer – a cinema chain</li> <li>Claims adviser – an insurance company</li> <li>Team leader – Deloitte</li> <li>Banker – HSBC</li> <li>Producer – a radio station</li> </ul> | <ul style="list-style-type: none"> <li>Nursery assistant – a nursery</li> <li>Night carer – NHS</li> <li>Exams administrator – a FE college</li> <li>Administrative assistant – a hospital</li> <li>Marketing assistant – a safari park</li> <li>Sales assistant – a supermarket</li> <li>Waiter – a café</li> <li>Bar staff – a pub</li> <li>Book seller – a bookstore</li> </ul> | <ul style="list-style-type: none"> <li>Head chef – a restaurant</li> <li>Media assistant – a video company</li> <li>Film runner – a broadcaster</li> <li>Gallery assistant – an art gallery</li> <li>Leisure supervisor – a leisure centre</li> <li>Cleaner – a local council</li> <li>Junior beauty assistant – a magazine</li> </ul> |
|---|--|--|

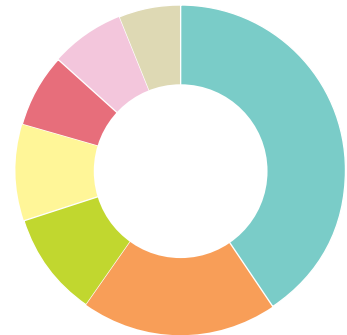


# LANGUAGES GRADUATES FROM 2013

SURVEY RESPONSE: 79.3% | FEMALE: 4,960 | MALE: 2,220 | TOTAL RESPONSES: 7,180 | ALL GRADUATES: 9,055

## OUTCOMES SIX MONTHS AFTER GRADUATION

Working full-time in the UK	40.8%
In further study, training or research	19.1%
Working part-time in the UK	10.3%
Working overseas	9.6%
Unemployed, including those due to start work	7.1%
Other	7.1%
Working and studying	6.1%



### TYPE OF COURSE FOR THOSE IN FURTHER STUDY

- Masters (e.g. MA, MSc) 45.4%
- Postgraduate qualification in education 26.8%
- Other postgraduate diplomas 9.3%
- Other study, training or research 7.0%
- Professional qualification 5.9%
- Doctorate (e.g. PhD, DPhil, MPhil) 5.6%
- Total number of graduates in further study 1,370

### EXAMPLES OF COURSES STUDIED

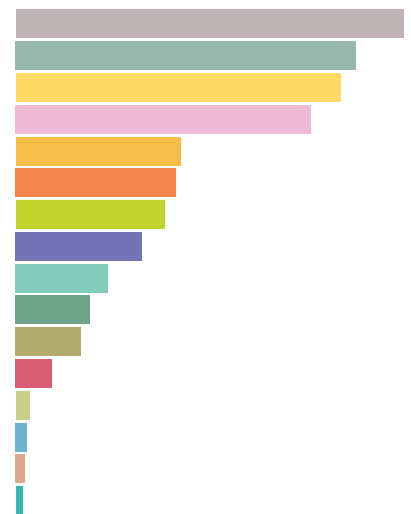
- MA Acting
- MA Broadcasting and journalism
- MA European studies
- MA Translation studies
- MA Transport economics
- MPhil Mozambican literature
- MSc Economics
- MSc Human resource management
- PGCE Primary Spanish
- Graduate Diploma in Law
- A-level Maths and chemistry

## TYPE OF WORK FOR THOSE IN EMPLOYMENT

Graduates who were in employment either full-time, part-time or working and studying in the UK

FEMALE: 2,855 | MALE: 1,215 | TOTAL IN EMPLOYMENT IN THE UK: 4,070

Marketing, PR and sales professionals	17.2%
Business, HR and finance professionals	15.1%
Retail, catering, waiting and bar staff	14.4%
Clerical, secretarial and numerical clerk occupations	13.1%
Other occupations	7.3%
Arts, design and media professionals	7.1%
Education professionals	6.6%
Childcare, health and education occupations	5.6%
Managers	4.1%
Other professionals, associate professionals and technicians	3.3%
Legal, social and welfare professionals	2.9%
Information technology (IT) professionals	1.6%
Science professionals	0.6%
Health professionals	0.5%
Unknown occupations	0.4%
Engineering and building professionals	0.3%



### EXAMPLES OF 2013 LANGUAGES GRADUATE JOB TITLES AND EMPLOYERS (SIX MONTHS AFTER GRADUATION)

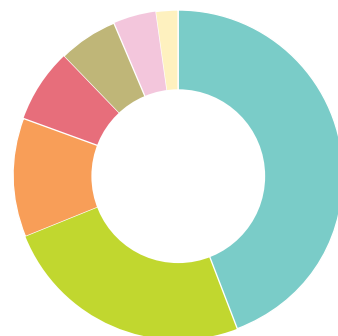
- General manager – a restaurant
- Staff nurse – NHS
- Midwife – NHS
- Consultant psychiatrist – NHS
- Welsh tutor – a FE college
- Outreach project worker – a charity
- Housing support worker – a charity
- Learning mentor – a secondary school
- Legal officer – a local council
- Compliance engineer – a lighting engineer
- Tax accountant – KPMG
- Analyst – Accenture
- Corporate tax associate – Deloitte
- Risk analyst – Aviva
- Global support – Bloomberg
- Accountant – a supermarket
- Sales and service executive – a travel agent
- Assistant buyer – a hardware store
- Lettings negotiator – an estate agent
- Artist – self-employed
- Theatre practitioner – self-employed
- Data analyst – Lloyds Banking Group
- Policy adviser – the Government
- Intern translator – a translation company
- Crime analyst – a police force
- Careers adviser – a secondary school
- Office administrator – an estate agent
- Marketing intern – a wine seller
- Library assistant – a FE college
- Waitress – a restaurant
- Barman – a golf club

# PERFORMING ARTS GRADUATES FROM 2013

SURVEY RESPONSE: 77.5% | FEMALE: 5,465 | MALE: 3,935 | TOTAL RESPONSES: 9,400 | ALL GRADUATES: 12,135

## OUTCOMES SIX MONTHS AFTER GRADUATION

Working full-time in the UK	44.4%
Working part-time in the UK	24.7%
In further study, training or research	11.6%
Unemployed, including those due to start work	7.1%
Working and studying	5.9%
Other	4.2%
Working overseas	2.1%



### TYPE OF COURSE FOR THOSE IN FURTHER STUDY

- Masters (e.g. MA, MSc) 45.4%
- Postgraduate qualification in education 31.7%
- Other study, training or research 10.2%
- Other postgraduate diplomas 9.3%
- Doctorate (e.g. PhD, DPhil, MPhil) 1.9%
- Professional qualification 1.5%
- Total number of graduates in further study 1,090

### EXAMPLES OF COURSES STUDIED

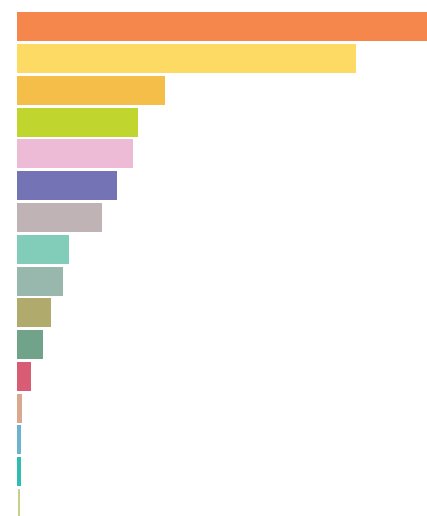
- MPhil Screen media and culture
- MSc International management
- MA Autistic spectrum conditions
- MA Contemporary arts
- MA Medieval English
- MA Music composition
- MA Vocal performance
- PGCE Dance education
- PGCE French
- PGCE Primary education

## TYPE OF WORK FOR THOSE IN EMPLOYMENT

Graduates who were in employment either full-time, part-time or working and studying in the UK

FEMALE: 4,110 | MALE: 2,930 | TOTAL IN EMPLOYMENT IN THE UK: 7,040

Arts, design and media professionals	27.7%
Retail, catering, waiting and bar staff	22.5%
Other occupations	9.8%
Education professionals	8.0%
Clerical, secretarial and numerical clerk occupations	7.7%
Childcare, health and education occupations	6.6%
Marketing, PR and sales professionals	5.6%
Managers	3.4%
Business, HR and finance professionals	3.0%
Legal, social and welfare professionals	2.2%
Other professionals, associate professionals and technicians	1.7%
Information technology (IT) professionals	0.9%
Unknown occupations	0.3%
Health professionals	0.2%
Engineering and building professionals	0.2%
Science professionals	0.1%



### EXAMPLES OF 2013 PERFORMING ARTS GRADUATE JOB TITLES AND EMPLOYERS (SIX MONTHS AFTER GRADUATION)

- |   |   |  |
|---|---|--|
| <ul style="list-style-type: none"> <li>Commercial manager – a football club</li> <li>Bank nurse – a hospital</li> <li>Dance teacher – a secondary school</li> <li>Drama teacher – a secondary school</li> <li>Music teacher – a secondary school</li> <li>Audit assistant – KPMG</li> <li>Personal banker – Santander</li> <li>Sales executive – an IT company</li> </ul> | <ul style="list-style-type: none"> <li>Entertainment host – a cruise company</li> <li>Actress – a theatre</li> <li>Assistant theatre director – a theatre</li> <li>Film director – a video production company</li> <li>Editor – a theatre</li> <li>Digital brand designer – a university</li> <li>Production assistant – a broadcaster</li> <li>Nanny – a private household</li> <li>Teaching assistant – a secondary school</li> </ul> | <ul style="list-style-type: none"> <li>Customer services officer – a publisher</li> <li>Lettings administrator – a letting agent</li> <li>Marketing assistant – an IT company</li> <li>HR clerk – a supermarket</li> <li>Waiter – a restaurant</li> <li>Sales assistant – an electronics retailer</li> <li>Assistant jewellery maker – a jeweller</li> <li>Cabin crew – an airline</li> <li>Groom – a stables</li> </ul> |
|---|---|--|